



Shri Vile Parle Kelavani Mandal's
NARSEE MONJEE COLLEGE OF COMMERCE & ECONOMICS
(Empowered Autonomous)

NAAC Reaccredited 'A' Grade, CGPA : 3.42



Dt. 06th February 2026

NOTICE

Reminder I

Linking of APAAR ID (Academic Bank of Credits) on Samarth Portal Academic Year 2023-2024, 2024-2025 & 2025-2026

All admitted undergraduate and postgraduate students are hereby informed that, as per the University of Mumbai circular for the Academic Year 2023-2024, 2024-2025 & 2025-2026, they are required to upload and link their APAAR ID (Academic Bank of Credits ID) on the Samarth Portal on or before **09th February 2026**.

The University of Mumbai circular regarding mandatory registration on the Samarth Portal is attached herewith for students' information and necessary compliance.

Students are required to carefully read the circular and complete the registration process by following the instructions and steps provided therein within the stipulated deadline.

Steps for Samarth Portal Registration (in brief):

1. Visit <https://mu.samarth.edu.in>
2. Click on New Registration
3. Enter programme details and personal information
4. Enter Enrollment Number (if available) / contact the college if not available
5. Verify OTP sent to registered email ID
6. Create a new password and submit

Creation of ABC ID alone is not sufficient. Samarth Portal registration is compulsory.

- Important Note: -

Students who fail to complete the Samarth portal registration and APAAR ID linking within the stipulated deadline will be solely responsible for any academic or administrative issues arising due to non-compliance. The college shall not be held responsible in such cases. Mark sheet will be uploaded on the APAAR (ABC) ID portal only for students who are registered on the Samarth portal and have submitted the correct ABC ID to the college.

Please follow the steps to link your ABC Account on the Samarth Portal.

Dr. Parag Ajagaonkar
Principal

- Encl: - Circular DBOEE/Exam/ICC/2025-206/13 dt. 11th September 2025

University of Mumbai



Director,
Board of Examinations & Evaluation,
Chatrapati Shivaji Maharaj Bhavan,
Vidyanagari Campus,
Santacruz (E), Mumbai - 400098.
Email - dboee@exam.mu.ac.in

No. DBOEE/Exam/ICC/2025-26/13

Date : 11th September, 2025

CIRCULAR

Subject: NEP UG/PG Admission Process for Academic Year 2025-26 on Samarth Portal

All Principals of Affiliated Colleges, Directors of Recognized Institutions, Heads of University Departments, Autonomous Colleges/Institutions, the Director of the Centre for Distance & Open Education (CDOE), and Coordinators/Directors of University Sub-Campuses (Thane, Kalyan, Ratnagiri) are hereby informed that NEP-based UG/PG admissions for the academic year 2025-26 have commenced on the Samarth Portal.

They have to aware students about following process and give wide publicity.

After admission is granted by the College/Autonomous College/University Department as per the eligibility criteria prescribed by the University of Mumbai, the University will allocate a 16-digit Enrolment Number (ENR No.) to each admitted student.

All such admitted students will be moved to the Student Life Cycle (SLC) module on the Samarth Portal by the Department of Information Communication Technology (ICT).
Students are **compulsorily required** to complete the following steps:

Step-by-Step Instructions:

1. Visit mu.samarth.edu.in
2. Click **New Registration**
3. Fill in the required details:
 - o Select **Program**
 - o Enter **Name** (as per your Registration Form)
 - o Enter **Enrolment Number** (if not known, contact your college)
 - o Complete **Captcha**
4. Click **Submit**
5. Verify the **OTP** sent to your registered email
6. Create a **New Password**

y. raundale

(Dr. Pooja Raundale)
Director, Board of Examinations &
Evaluation

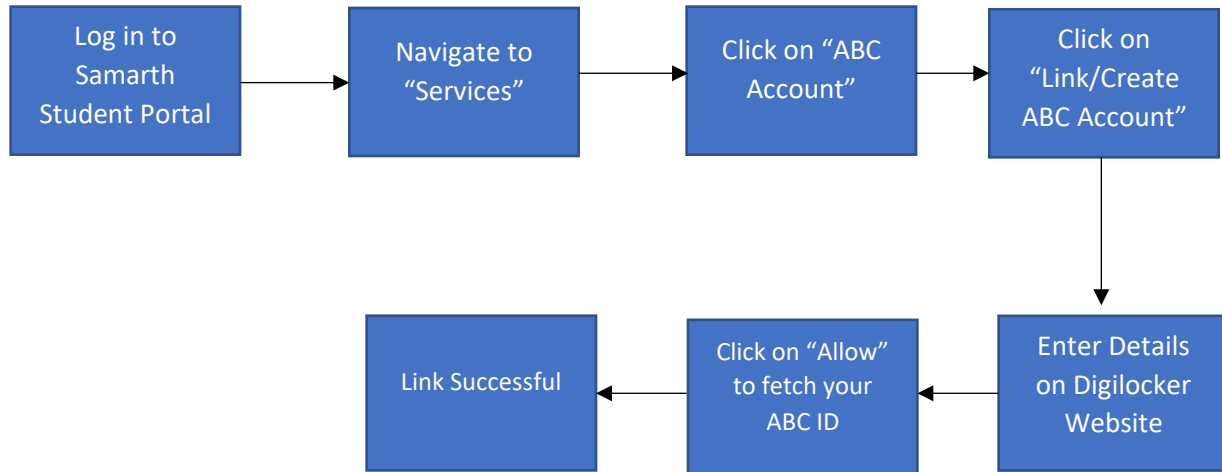
Copy to:

All Principals of Affiliated Colleges, Directors of Recognized Institutions, Heads of University Departments, Autonomous Colleges/Institutions, Director of the Centre for Distance & Open Education (CDOE), and Coordinators/Directors of University Sub-Campuses (Thane, Kalyan, Ratnagiri)

Copy for information & necessary action:

All Deputy Registrars (Examination Section)
Personal Assistant - 1) Vice-Chancellor 2) Pro-Vice-Chancellor 3) Registrar

Steps to Link your ABC Account in Samarth Student Portal



Step 1: Log-in to your institution's student portal using your Username and Password.

Student Portal

Sign In

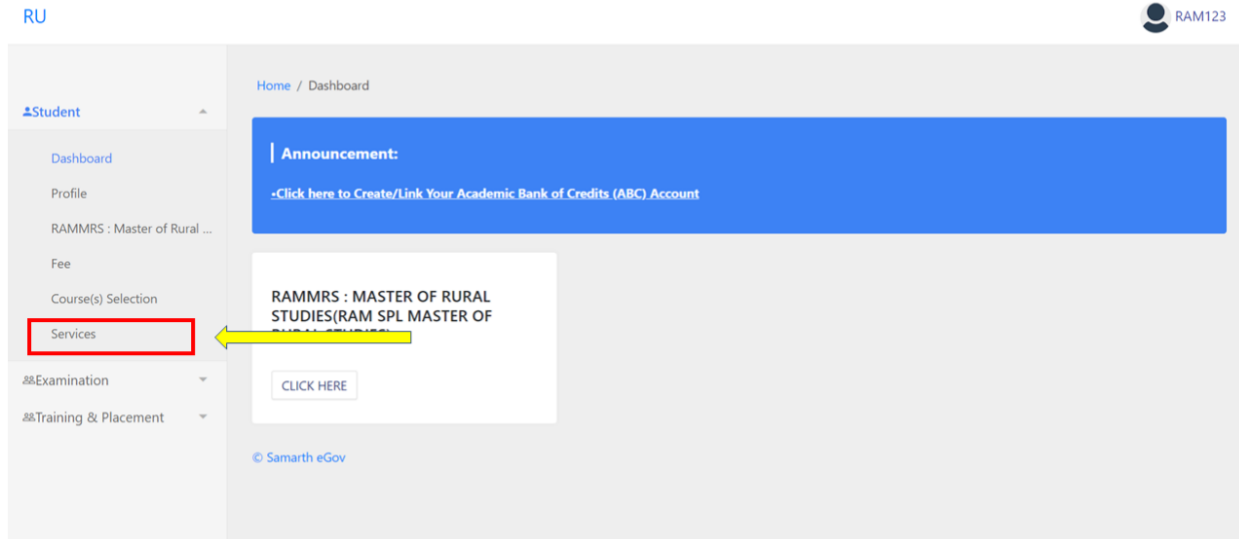
Username

Password

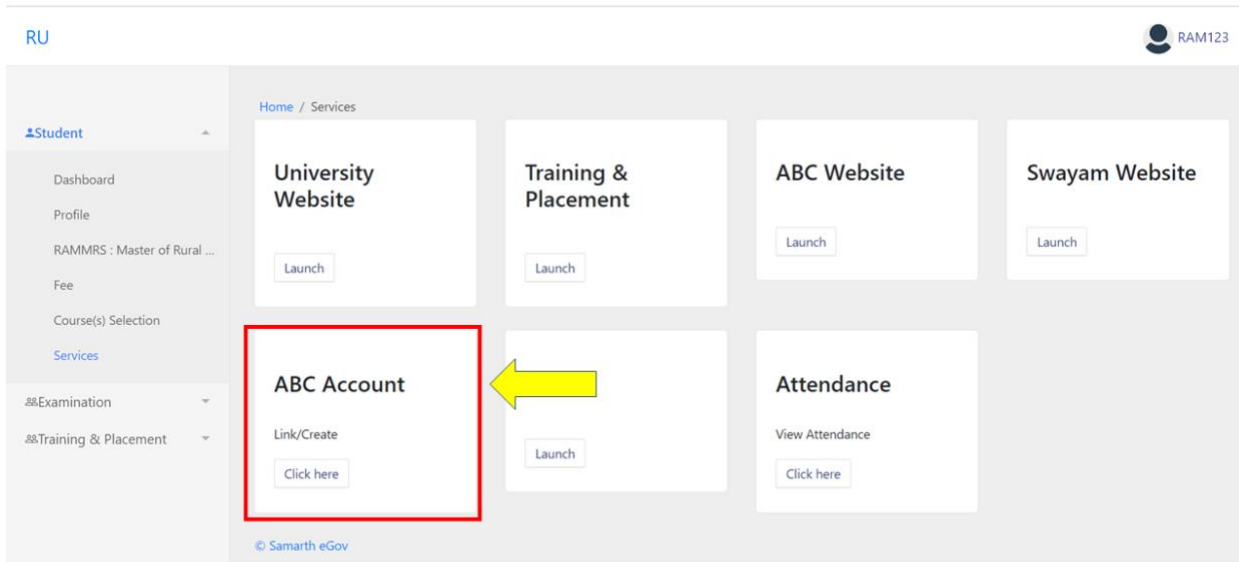
Login

New Registration Reset Password

Step 2: Navigate to “Services” from the Side menu



Step 3: Click on “ABC Account”



Step 4: Click on “Link/Create ABC Account”

RU RAM123

Student

Examination

Training & Placement

Academic Bank of Credits Account Information

Key features

- Online centralized system
- Credit audit trail management
- Credit accounting
- Recognized learning achievements




You have not linked your Academic Bank of Credits (ABC) account.

[Click here to Link/Create your ABC Account](#)

© Samarth eGov

Step 5: Enter your “Mobile No./Aadhar No./Username” on Digilocker Page.

First time users can create their Digilocker account using Mobile no. Or Aadhar No.



Sign In to your account!




Mobile

Aadhaar/Username

Enter your registered Mobile number

Next

Do not have an account? [Sign Up](#)



Verify OTP

DigiLocker has sent you an OTP to your registered mobile (xxxxxx0088) and email (rame****@gmail.com)

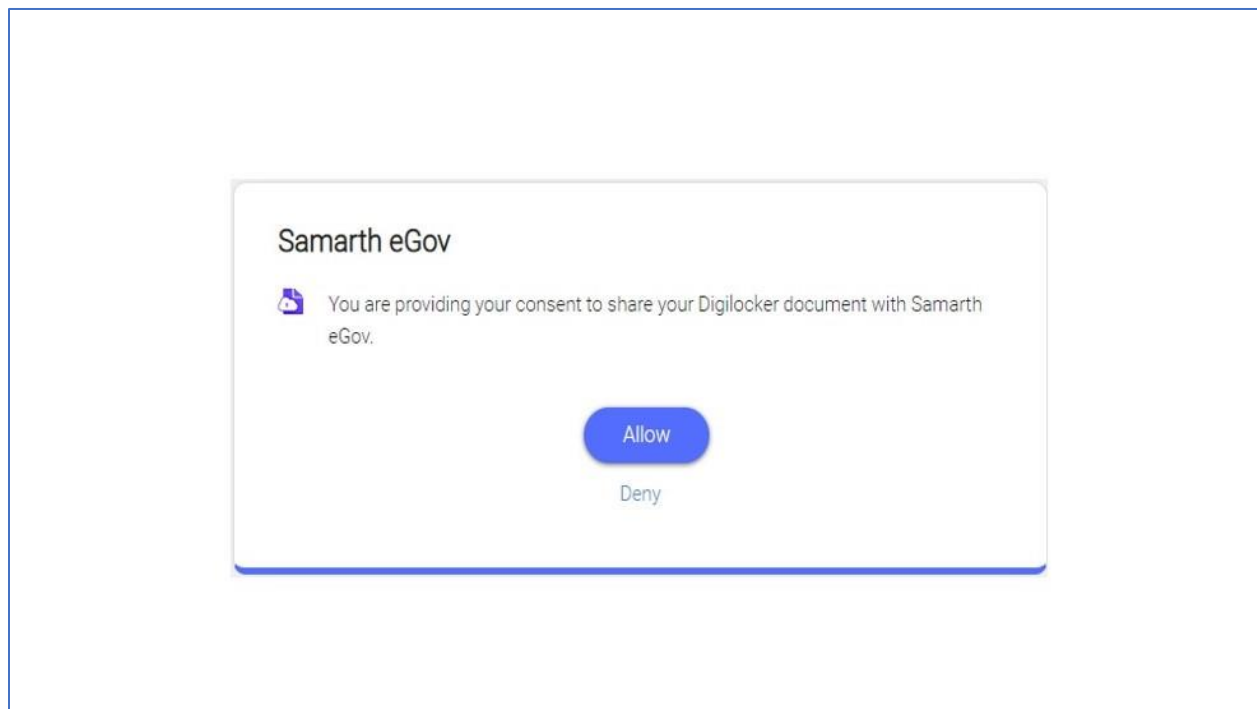
Wait few minutes for the OTP,
do not refresh or close!

Submit

Did not get the OTP? [Resend OTP](#)

[Try using Aadhaar OTP instead!](#)

Step 6: Click “**Allow**” to fetch your ABC ID to Samarth.



Step 7: Congratulations, you have successfully linked your ABC and Samarth Accounts.

Academic Bank of Credits Account Information

Key features

- Online centralized system
- Credit audit trail management
- Credit accounting
- Recognized learning achievements

Your ABC account has been successfully linked.
Your ABC account number is **894211489716**

Details of credits in your ABC account are shown below :

Institution : Indira Gandhi National Open University

Note: In case of details mismatch the page will display **“There is a discrepancy in your details”**. Please contact your institute in this case and they will be able to link your ABC account after verifying details.

Academic Bank of Credits Account Information

Key features

- Online centralized system
- Credit audit trail management
- Credit accounting
- Recognized learning achievements

There's some discrepancy in ABC details that you have provided. Please contact the institute.

Student Enrollment Details	ABC Details
Name: BUS Student One	Name: <input type="text" value="BUS Student One"/>
Gender:	Gender: M
D.O.B:	D.O.B: 19 <input type="text"/>

[Update your ABC Account](#)